

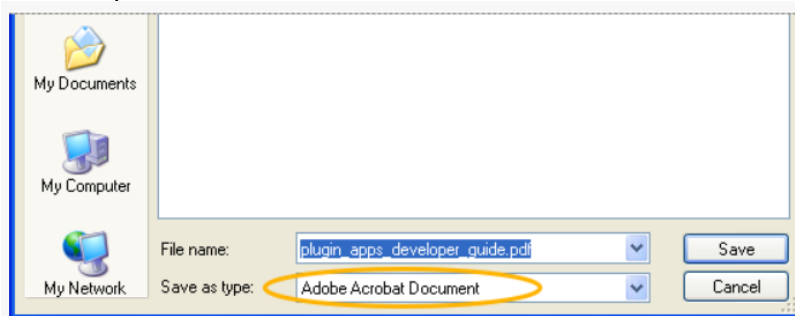
If you are experiencing problems downloading the application form please see the steps below:

The application forms are saved in an editable PDF format created within Adobe Reader.

If you receive a message on your computer screen along the lines of “***this PDF can’t be viewed directly in the browser***”, this is because some browsers, for security purposes, may not allow interactive PDFs. **We recommend using Internet Explorer (PC) or Firefox (MAC).** In the first instance, change the internet browser and try again.

If you are still experiencing difficulty please follow the process below:

- On the link, **Right-click (Windows) or Control-click (Mac OS)**. Select **Save Target As (Internet Explorer) / Save Link As (Firefox) / Download Linked File (Safari)**
- Ensure Adobe Acrobat Document is selected for the file type, and save the file to your computer.



NOTE: If you do not have a **Save As** dialog box, your browser could have opened a separate downloads window and downloaded the file automatically. Please therefore open your downloads document folder.

Additionally, if you receive this message it could be for the following reasons:

Please wait...

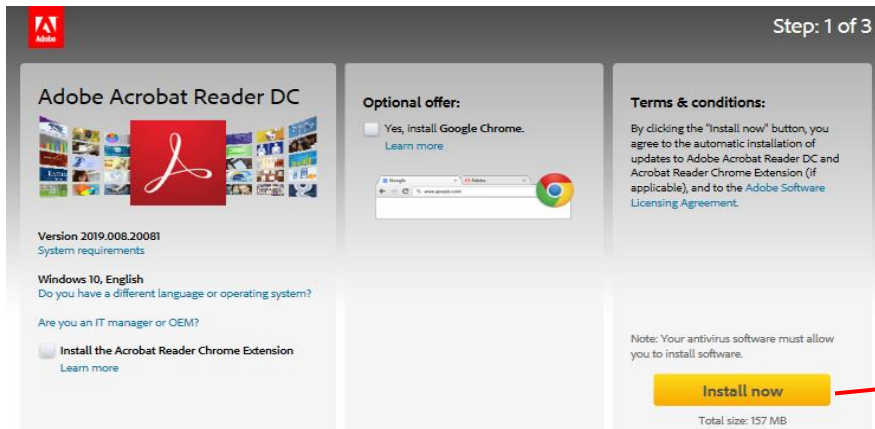
If this message is not eventually replaced by the proper contents of the document, your PDF viewer may not be able to display this type of document.

You can upgrade to the latest version of Adobe Reader for Windows®, Mac, or Linux® by visiting http://www.adobe.com/go/reader_download.

For more assistance with Adobe Reader visit <http://www.adobe.com/go/acrreader>.

Windows is either a registered trademark or a trademark of Microsoft Corporation in the United States and/or other countries. Mac is a trademark of Apple Inc., registered in the United States and other countries. Linux is the registered trademark of Linus Torvalds in the U.S. and other countries.

- **If you do not have Adobe Acrobat Reader installed** on your computer you will need to download it from: <https://get.adobe.com/uk/reader/> - it is free to download and the website provides a step by step guide for installation.

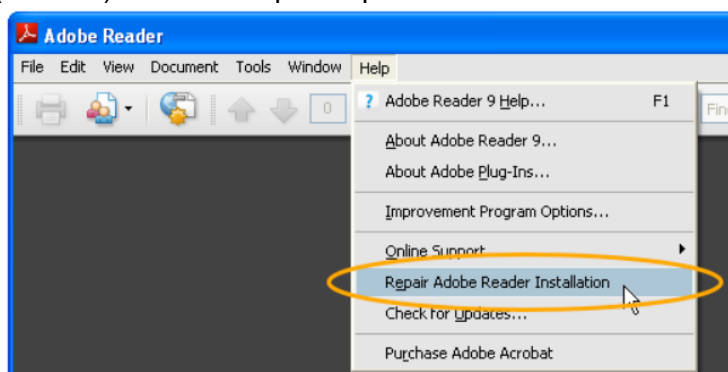


(If you are working on a Mac and need to download Adobe this video shows you how: <https://vimeo.com/290653139/2d10b679e9>)

- **If you do have Adobe acrobat reader installed** on your computer it may be that you don't have the latest version. Adobe releases regular security updates for Reader and Acrobat. It is likely that the latest update patch can fix a conflict. Follow the instructions below:
 - Open Reader or Acrobat
 - Choose Help > Check for Updates

Reader or Acrobat, or the resources they rely on, could have been damaged. Repairing the installation is a quick troubleshooting safeguard.

- (Reader) Choose Help > Repair Adobe Reader Installation
- (Acrobat) Choose Help > Repair Acrobat Installation



Adobe also provide troubleshooting support if you are still unable to open the PDF, please visit: <https://helpx.adobe.com/uk/acrobat/kb/cant-open-pdf.html>

If you continue to have issues, please contact us on 01438 845111, option 1 then option 6.