





Head of Department Welcome

Thank you for your interest in Glebelands School and the Art department. I am pleased that you are considering applying for the advertised position and hope that this brochure will provide the information required to give you an insight into the department.

At present I am the sole member of the Art department teaching all Key Stage 3 and GCSE Art students, with support from a part-time technician. The Art department is well equipped with an electric kiln, A1 printer, Ipevo document camera and several desktop computers. The department is fortunate to be based in the practical block alongside the Design & Technology department enabling us to share equipment.

The Art department has a healthy afterschool Art club and close links with external art groups, organisations and local galleries. We also have a Glebelands Art Instagram account, where you can see more of the students by scanning the QR code on this page.

As a new member of staff, be it an ECT or an experienced teacher, you would be actively encouraged to contribute ideas and give input into our ever evolving department.

We are incredibly lucky not only to have an amazing team but also the excellent facilities. There are plenty of opportunities to explore other areas of interest such as Thrive and after school clubs.

This is an exceptional opportunity for a dynamic teacher to become part of the team. The successful candidate will align to both the school's and the department strategic vision, have a drive and energy to help shape the curriculum and ensure the learning environment is one in which all of our students will thrive.

Mrs Sarah Ritchings

Head of Department



Glebelands
Respect and Achieve



Art Department Vision Statement

Creating Art is a way of expressing and communicating ideas. It can also make our surroundings more appealing, inspire and stimulate the human mind. The Glebelands Art department aims to engage, inspire and challenge students of all abilities, encouraging them to use their creativity and imagination.

The Art curriculum at Glebelands is designed to give all learners, particularly the most disadvantaged and those with SEND, the knowledge that they need to succeed in life. We achieve this by encouraging students to learn about themselves and others. This will help them build self-esteem and enhance their fine and gross motor skills. Students develop their ideas by learning about different artists, designers and craftspeople and how they have shaped our history. Alongside this, a variety of practical techniques are taught which are underpinned by drawing skills. These all equip the students with the knowledge and skills to experiment, invent and create their own works of art.

We give students opportunities to build on their cultural capital outside of the classroom by offering extra-curricular opportunities and encouraging students to attend Art club and establish links with their local community. Art competitions with Cranleigh Lions and The Arts Society, Cranleigh are organised. The Art department takes KS4 students on gallery visits and Art workshops out of the classroom environment, we invite the Watts gallery to come into the Art department and show the students artifacts from their gallery. Students are also encouraged to see KS4 artwork exhibited at Cranleigh Arts Centre.

It is our purpose in teaching Art to ensure students leave Glebelands being able to:

- Understanding how they can use “The Formal elements of Art” individually or together to make a piece of artwork.
 - Have the confidence to experiment with a variety of media, materials, techniques and processes.
 - Use their analytical and cultural understanding to inform their own creative ideas.
 - Foster critical and creative thinking.
 - Develop creative problem-solving skills, self-expression, and visual literacy.
 - Use their own creativity and imagination to produce their own works of Art.
- Have an enjoyment and desire for the subject to continue studying it post GCSE.





About the Art Department

The programme of study offered at Glebelands provides a structured range of projects that allow students to explore, experiment and enjoy making art in both two and three dimensions. Personal expression and creative thinking are encouraged from Key Stage 3 through to GCSE allowing our students to make work that is original and meaningful. Teaching and Learning is of a high standard and lessons are tailor-made to meet the needs of all students. Lessons are focussed, and students are engaged.

Curriculum Delivery Structure

Key Stage 3:

- Years 7 & 8 students have one 95 minute Art lesson a fortnight
- Year 9 are taught in 6 week rotation with an intense 4 lessons a fortnight

Key Stage 4:

- In Years 10 and 11, GCSE Art lessons are timetabled for three 95 minute lessons over a fortnight

Department Staff:

- Sarah Ritchings— Full-time Art teacher
- Emma McConaghey Part-time technician

Facilities:

- Electric kiln
- A1 printer
- Ipevo document camera
- 4 x desktop computers





Art Key Stage 3 Curriculum

Key stage 3 begins by students building their visual language skilfully in a range of materials. Students study the formal elements in art beginning with line, shape and pattern, adding tone and texture they continue to develop their skills with colour, form and space. These building blocks are reinforced and become increasingly more challenging as each year progresses. Relevant artists are studied alongside the formal elements and once the skills and processes are embedded and secure, students can then apply them to their own ideas, observations and feelings.

The development of drawing underpins every project, and the pursuit of accuracy and confidence in observation is at the core of the Art department's ethos. Planned within schemes of work, students learn to make informed judgements and understand aesthetics and how art and design can shape their environment. We ensure that students explore diverse work from artists, craft people and designers from different times and cultures.

Key Stage 3 curriculum overview

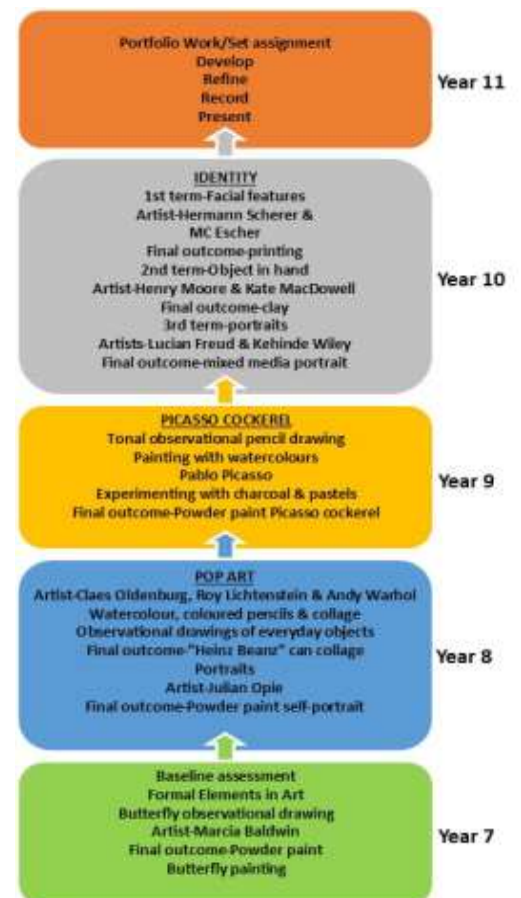
Year 7 students start with a baseline assessment before focusing on The formal elements in Art. They then study the artist Marcia Baldwin and create their own painting inspired by her butterfly compositions.

Year 8 students study the Pop Artists Claes Oldenburg, Roy Lichtenstein and Andy Warhol. Using collage techniques, students then create their own "Heinz Beanz" cans inspired by Warhol's Campbell's soup. They practice their observational drawing skills by focusing on everyday objects. Finally, students look at the contemporary artist Julian Opie creating their own self-portraits inspired by his figurative work.

Year 9 students analyse cockerels creating pencil and watercolour studies of the birds heads. They then study the artist Pablo Picasso paying particular attention to his cockerel drawings in charcoal and pastel. Using some of the simple patterns from his paintings, the students create their own mixed media Picasso cockerel compositions.



Curriculum Map





Art Key Stage 4 Curriculum

Key Stage 4 curriculum overview

Throughout the first part of the 2 year GCSE Art course Year 10 students are encouraged to work independently. They explore and use a wide range of materials and techniques including: Drawing media, paints, collage, printing techniques, clay and photography. This gives them the opportunity to find where their strengths and interests lie. Artists, craft people and designers from different times and cultures are studied to encourage students to develop their own final outcomes in a variety of media.

Yr11 students make their own choices about which artists inspire them and the techniques and skills they wish to use to create a final pieces.

Exam board: AQA GCSE Art and Design (Fine Art)

Component 1: Portfolio

- 60% of GCSE

Non-exam assessment (NEA) set and marked by the school and moderated by AQA during a visit.

Component 2: Externally set assignment

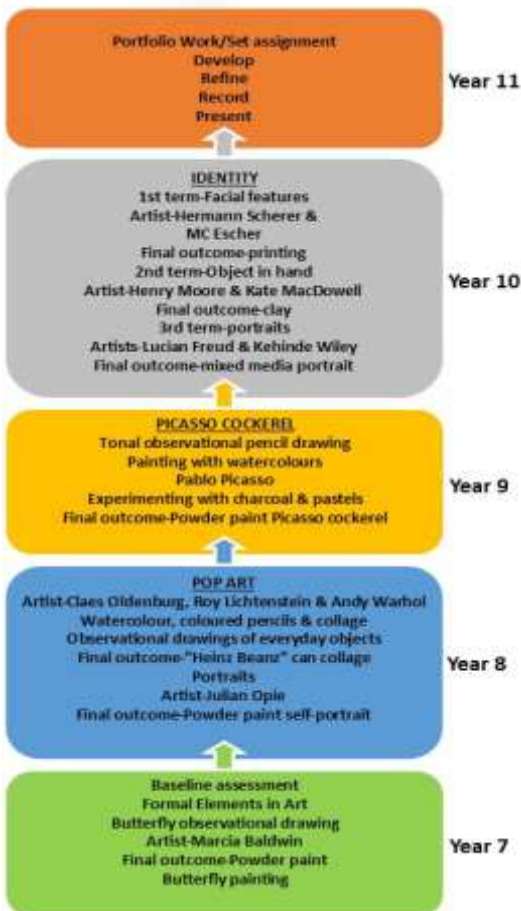
- 40% of GCSE

Non-exam assessment (NEA) set by AQA;

marked by the school and moderated by AQA during a visit.



Curriculum Map





What our students said when asked to finish the sentence 'I like Art because....'

*'...the room and environment
is friendly and warm'*

*'...you can have fun discovering
new ways to be creative'*

'...I can express my creativity'

*'...it helps me express my
creativity and there is no
judgement in my drawing'*


*'...it's creative, fun, stress
relieving, very calming
and you can put your
feelings into it'*

*'...I like drawing, being
creative and having
challenges in art'*

'...It relaxes me'

*'...it gives us a chance to express
ourselves and our feelings'*

*'it lets me express
myself in different forms'*





Glebelands School
Parsonage Road
Cranleigh
GU6 7AN

01483 542400

info@glebelands.surrey.sch.uk